



Licensed Multimedia Assets Request Guide

eLR (e-Learning Resources) provides for the flexible storage, search, discovery and retrieval of all types of learning resources. Content may include Microsoft Office documents, PDFs, images, audio, music, video, course content, information on specific areas of interest, teaching and learning strategies and Interactive Learning Objects (IMS packages).

This guide outlines the procedures to effectively request multimedia asset from CIT licensed sources.

Licensed Sources

CIT staff can access the following sources when requesting multimedia resources:

1. Stock-Unlimited
2. Freepik

These sources provide staff with over 1.7 million images and audio tracks.

Terms of Use

Permission is granted to use, reproduce, modify, publish and display content from Stockunlimited and Freepik in educational, advertising and promotional material (except for content marked as “Editorial Use only”).

Access eLR

eLR can be accessed two (2) ways:

Within your eLearn course

Turn editing on.

In a section block in eLearn, click on the **Add an activity or resource** menu and select **e-Resource**.



Directly via eLR

The URL is <http://celrprod.cit.edu.au/> or click on the eLR icon on your desktop when on a CIT campus computer.

Log in using your **CIT number** and **password** as you would for eLearn.



Request multimedia assets by directly logging into eLR

1. Go to <http://celrprod.cit.edu.au> in your browser, or click the eLR desktop icon if you are within the CIT network.
2. Log in to eLR:
User name: your **CIT number** (CITxxxxxx)
Password: your 6 digit **date of birth**
3. Once logged in you will be presented with the eLR Home page (Dashboard). On the left hand navigation you will find the **Contribute** button. Click this button to submit (contribute) your request.



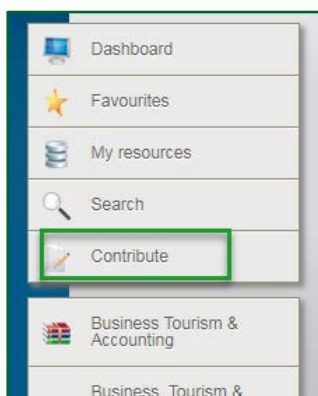
OR

Request multimedia assets from within eLearn

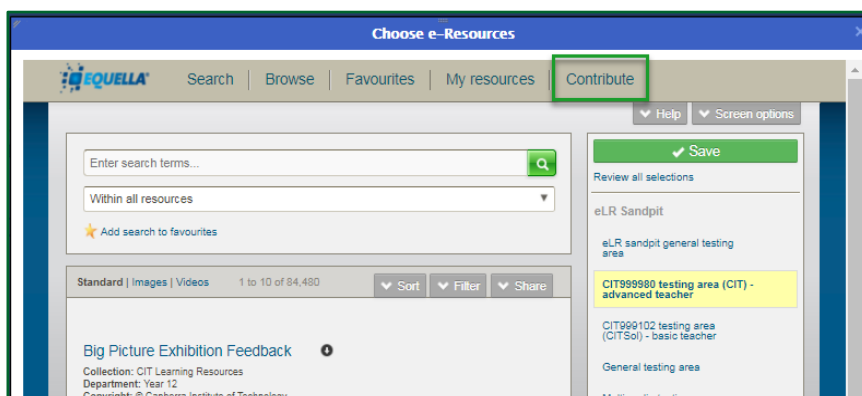
Once logged into eLearn, **Turn editing on**. From a section block, **Add an activity or resource**. Choose **e-Resources** and select **Add**. This will open the eLR integration screen in eLearn. This is defaulted to **Search** eLR. Click **Contribute** button at the top to submit (contribute) your request

Select Contribute on in either eLR or via eLearn

eLR



eLearn



Select Licensed Multimedia Assets

What type of resource are you contributing?

CIT Collections

CIT Learning Resources
This collection will store all of the general learning resources used by CIT teachers. Learning Objects stored in this collection will be available through the eLearn to enrolled students.

Forensic Students Research Project Database
This database contains CIT student led research projects that have been carried out as part of Diploma, Degree and Graduate Certificate studies in Forensic Investigation. It is accessible to students and staff in the Forensic Science Department at CIT.

Licensed Multimedia Assets
This collection allows teachers to request multimedia assets from licensed online sources. The requested assets are then made available to the requester for use in content development.

PRI (Incl. Validation of Assessment)
A collection of assessment documentation required to meet ASQA and Program Review and Improvement (PRI) requirements.


Search and submit the URL of the image/audio

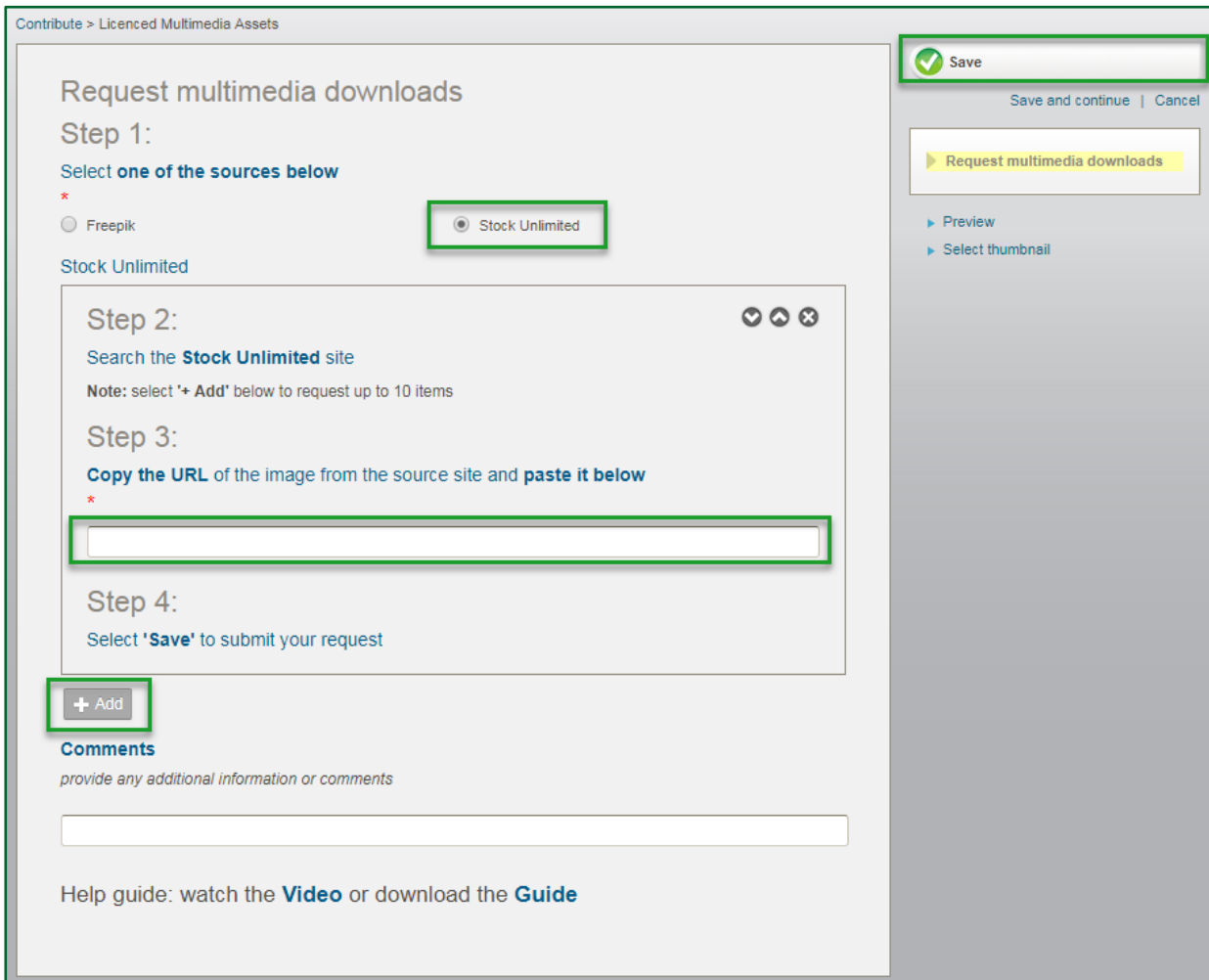
Step 1: Select of the source you wish to request a resource from.

Step 2: Search the source website for image/audio files.

Step 3: Copy the URL of your desired image/audio from the source site and paste it in the step 3 field.

Step 4: Select Save to submit your request (Submit for moderation).

NOTE: To request multiple files from the same source use the  button.



Contribute > Licenced Multimedia Assets

Request multimedia downloads

Step 1:
Select **one of the sources below**

Freepik Stock Unlimited

Stock Unlimited

Step 2:
Search the **Stock Unlimited** site
Note: select '+ Add' below to request up to 10 items

Step 3:
Copy the **URL** of the image from the source site and **paste it below**

Step 4:
Select '**Save**' to submit your request

Comments
provide any additional information or comments

Help guide: watch the **Video** or download the **Guide**

Save
Save and continue | Cancel

Request multimedia downloads

Preview
Select thumbnail

The request will take a maximum of 24hours to be completed by the Resource Access Team in the Library. Once your request is processed, you will be notified of its details via email.



eLR Support

eLearn.Support@cit.edu.au
(02) 6207 3833

<http://teacher.cit.edu.au>