

Forums

Forums are a powerful communication tool within eLearn. Think of them as online message boards where you and your students can post messages to each other.

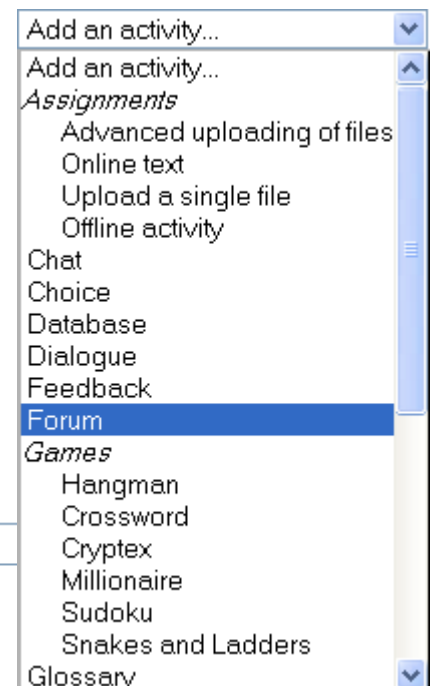
You might like to use an online discussion for:

- an icebreaker,
- to post a question for students to answer/discuss a topic,
- students to post a topic for other students can comment on,
- brainstorming,
- students to collect newspaper articles and students to comment on each other's articles.

Adding a discussion forum to your course:

Go to the block you would like to add your discussion forum to.

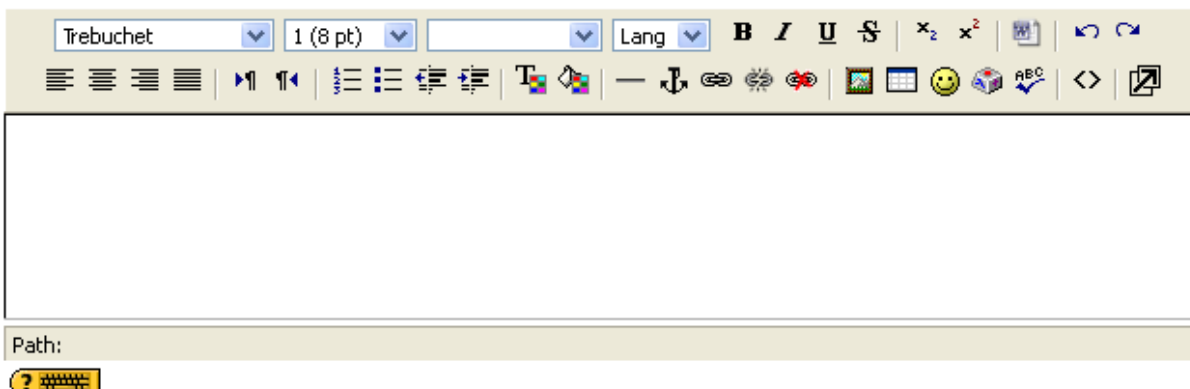
- Click on the **Turn editing on** button on the top right hand side of your home page
- Go to **Add an activity** and click on the drop down menu and select **Forum**
- A page will appear for you to complete.
- Add in the **Forum Name**



Forum name*

Forum type 

Forum introduction* 

A screenshot of a rich text editor interface. At the top, there is a toolbar with various icons for text formatting (bold, italic, underline, strikethrough), alignment, bulleted and numbered lists, indentation, link, unlink, insert image, insert table, smiley, insert media, and undo/redo. Below the toolbar is a large, empty text area for entering content. At the bottom of the editor, there is a 'Path:' label and a small icon with a question mark.

Forum Type

- Then select the **Forum type**.

Forum name*

Forum type

- Standard forum for general use
- A single simple discussion
- Each person posts one discussion
- Q and A forum
- Standard forum for general use

Forum introduction*

Trebuchet 1 (8 p... U ~~S~~ x₂ x²

Path:

Standard forum for general use – this is the most common.

There can be one or more discussions in this forum, and anyone with permission can post multiple discussions.

A single, simple discussion

You can create only one discussion in this forum. This will keep the conversation focused on one particular topic.

Each person posts one discussion

Each person on the class can start only one discussion. This would be useful when each person needs to post an assignment or a question. Each discussion can then have multiple replies.



Q & A forum


This forum requires students to post their perspectives before viewing other students' postings. After the initial posting, students can view and respond to others' postings.


- Add in the **Forum Introduction** a welcome message for your discussion. This is **NOT** the lead in question.
- Click on the **Save and return to course**
- Your discussion will appear. Click on the **Add a new discussion topic** and type in your discussion question

Forcing

You have a choice to force all students to be subscribed. The default setting is no. However this means they will not receive any email notification. Flex:Ed suggests you select the **Yes, initially** option as this means that while all students will initially receive all emails they will have the option to unsubscribe. However the forums are being used for assessment then you should choose **Yes, Forever.**

Force everyone to be subscribed?  No 

Read tracking for this forum?  No

Maximum attachment size  Yes, forever

Yes, initially

Subscriptions not allowed

Grading


The teacher can use the ratings scales to grade student activities in a forum.

Grade

Aggregate type  No ratings 

Grade  No ratings 

Restrict ratings to posts with dates in this range:

From Minimum rating 2012  14  55 

To 9  February  2012  14  55 

